

# MR. BROWN

L O N D O N



LIGHTING & MIRROR COLLECTIONS



## LIGHTING

Create the right mood. Ambience is essential but lighting is imperative, it makes us sparkle, be bright and glowing, or gently lull us into reverie.

—Mr Brown

JULIUS TABLE LAMP  
BREMEN CHANDELIER  
DAVIES CABINET  
BELMONT DESK  
DURRANT CHAIR

FRONT COVER:  
ABERDEEN CHANDELIER  
ATHENA TABLE LAMP  
MEKONG MIRROR - SMALL  
LANCASTER DINING TABLE  
MARIBELLA CHAIR  
DOMINIC CABINET





# SWITCHED ON

There's a sparkling selection of lights ahead, many hand blown glass, and all are original designs. Being artisan-made means there's no two absolutely identical. They're much more hand-made than factory finished, but all to Mr Brown's rigorous standards!

All lighting is to UL standard, wired and ready for use.

All floor lamps are equipped with a 6' cord, and either an on/off foot switch or turn key.

Table lamps are supplied with a 3-way switch.

Shades are not provided unless it is integral to the design.

Wall sconces are supplied with a 6' cord and on/off rocker switch. If the sconce is to be hard-wired, it is noted separately.

Wall lamps are standard with a 6' cord and off-on switch.

Bulbs are not provided, but our website provides complete details on bulb specifications.



**STRADA TABLE LAMP**  
BASE DIA 6.5 x H24.5  
FINISH Finished Aged Brass (shown);  
White Smooth Gesso



**ROCCA TABLE LAMP**  
BASE DIA 6 x H24  
FINISH Marble



**JULIUS TABLE LAMP**  
BASE W7 x D7 x H28.5  
FINISH White Smooth Gesso/  
Finished Aged Brass



**RODGER TABLE LAMP**  
OVERALL W12 x D5 x H27.5  
(to top of socket)  
SUGGESTED SHADE H8-8.5 harp  
BASE FINISH Lucite® BODY White Smooth  
Gesso; Aged Brass rod



**DIVING MAN TABLE LAMP**  
BASE W9 x D5.5 x H25.5  
FINISH Hepworth White



**DEMETER TABLE LAMP**  
OVERALL DIA 6 (base) x D11.25 x H23  
BASE FINISH Black Marble BODY Mid-Century  
Black ACCENT Hammered Burnished Brass  
GLOBES Opaque Glass



**SPIRO TABLE LAMP**  
BASE W9.5 x D9.5 x H25.25  
FINISH Finished Aged Brass



**EDWARD TABLE LAMP**  
BASE W8.25 x D8.25 x H20  
FINISH Finished Aged Brass



**DARCY TABLE LAMP**  
OVERALL DIA 12 x H26.125  
(to top of socket)  
FINISH Painted Gesso with  
Aged Brass Base



**ALMERIA TABLE LAMP**  
BASE DIA 9 x H22  
FINISH White Smooth Gesso  
ALSO AVAILABLE Floor Lamp



**TOWER TABLE LAMP**  
BASE DIA7 x H25  
FINISH Hepworth White  
ALSO AVAILABLE Side Table



**KENNEDY TABLE LAMP**  
OVERALL DIA 18 x H30.5  
BASE FINISH Black Marble  
BODY Dark Walnut with Painted Nickel  
BASE Antiqued Brass



**BANDINI TABLE LAMP**  
BASE W7 x D5 x H17.75  
FINISH London Grey Fog  
ALSO AVAILABLE Cabinets, Bench



**KYLE TABLE LAMP**  
OVERALL W5 x D2.5 x H17  
(to top of socket)  
SUGGESTED SHADE W17 x D8 x H10  
FINISH European Mid Oak



**DRACO TABLE LAMP**  
OVERALL W12 x D12 x H25  
(to top of socket)  
SUGGESTED SHADE W16 x D17 x H11  
FINISH Dark Walnut



**CLARKSON TABLE LAMP**  
OVERALL DIA 6.5 x H22.5  
(to top of socket)  
SUGGESTED SHADE W16 x D17 x H11  
FINISH Rustic Oak



**BALTHAZAR TABLE LAMP**  
BASE DIA 12.5 x H20.5  
NOTE French wired  
FINISH Silver Spotted Blue (shown);  
Opal and Dipped Gold



**NAOMI TABLE LAMP**  
BASE DIA 12 x H27  
FINISH Aged Mercury



**APPLEY TABLE LAMP**  
BASE DIA 6.5 x H27  
FINISH Opal/Dripped Gold



**BIANCA TABLE LAMP**  
BASE DIA 8 x H24  
FINISH Dripped Silver



**ALBANINNI TABLE LAMP**  
OVERALL DIA 5 x H25  
(to top of socket)  
SUGGESTED SHADE W16 x D17 x H11  
FINISH Stamped Brass



**ATHENA TABLE LAMP**  
BASE DIA 7 x H20  
FINISH Sandstorm



**BLAKLEY TABLE LAMP**  
BASE DIA 9 x H28  
FINISH Macchiato/Aged Brass (shown);  
Spotted Blue/Polished Nickel



**HADLEY TABLE LAMP**  
OVERALL W9 x D9 x H28.5  
(to top of socket)  
SUGGESTED SHADE W16 x D17 x H11  
FINISH Grey Mid Ash



**EVERETT TABLE LAMP**  
BASE DIA 7 x H24  
BULB Double Bulb with Interior Blub  
NOTE French wired  
FINISH Sapphire



**POSITANO TABLE LAMP**  
BASE DIA 7.5 x H19  
FINISH Silver Aqua



**HAMILTON TABLE LAMP**  
BASE DIA 7.5 x H21.5  
FINISH White Smooth Gesso  
DETAIL Finished Aged Brass, Shagreen



**FLANDERS TABLE LAMP**  
BASE W10 x D10 x H21  
FINISH Lucite®/Nickel




**ALMERIA FLOOR LAMP**  
BASE DIA 8.5 x H54  
FINISH White Smooth Gesso  
ALSO AVAILABLE Table Lamp



**TOTEM FLOOR LAMP**  
BASE DIA 8.5 x H54  
FINISH White Smooth Gesso



**MADRID FLOOR LAMP**  
BASE DIA 14 x H62  
FINISH Rustic Grey Pine; White Rustic Pine (shown)



**BARTOLI FLOOR LAMP**  
BASE W10 x D10 x H56.5  
FINISH Kings Gold  
ALSO AVAILABLE Bed, Coffee Table,  
Demilune, Side Table



**BOLTON FLOOR LAMP**  
BASE DIA 14..5 x H58.5  
FINISH White Smooth Gesso  
with Aged Brass



**DEMETER FLOOR LAMP**  
OVERALL DIA 6 (base) x D11.25 x H62  
BASE FINISH Black Marble BODY Mid-Century Black  
ACCENT Hammered Burnished Brass  
GLOBES Opaque Glass





**TORME FLOOR LAMP**  
**OVERALL** W28 x D38 x H68  
**REFLECTOR** DIA 20 **SHADE** DIA 10 **LEG LENGTH** H24  
**FINISH** Antiqued Brass with Mid Century  
 Black/Brown Head, Gilt reflector



**SKYLAR FLOOR LAMP**  
**OVERALL** W30 x D26 x H65 adj. **TRIPOD** W30 x D26 x H36  
**ARM 1** L12 **ARM 2** L19 **ARM 3** L3  
**FINISH** Antiqued Brass with Mid Century  
 Black/Brown lamp head



**CRESSIDA FLOOR LAMP**  
**OVERALL** DIA 24 x H67 **BASE** DIA 12  
**TALL** H67 **MED** H62 **SHORT** H55  
**LAMP HEAD** DIA 6.5 x H8 adj.  
**FINISH** Danish White/Aged Brass



**TORVER WALL SCONCE**  
**OVERALL** W5 x D9 x H71 **SHADE** DIA 5 x H14  
**BACK PLATE** W4 x D1 x H4  
**FINISH** Aged Brass  
**SHADE** Mid Century Brown/Black  
**NOTE** Direct wire



**ASTRAL WALL LAMP**  
**OVERALL** W18.5 x D8.5 x H24  
**SHADE** DIA 4.5 x H9.5 **FACE PLATE** DIA 7.5  
**BACK PLATE** DIA 4.75 x D1  
**FINISH** Aged Brass **SHADE** Mid Century Black;  
 Danish White (shown)  
**NOTE** 6' cord with on-off switch standard



**WOLFGANG CHANDELIER**  
**DRUM** DIA 23.5 x H17 **OVERALL** H19 **CHAIN** L72  
**FINISH** White Smooth Gesso (shown);  
 Antique Smooth White Gesso  
**ALSO AVAILABLE** Side Table, Coffee Table,  
 Dining Table, Bench, Arm Chair



**ANGELINE CHANDELIER - METAL**  
**DRUM** DIA 24 x H17 **OVERALL** H19 **CHAIN** L72  
**FINISH** Serrated Aztec Gold (shown);  
 Serrated Dolomite Silver  
**ALSO AVAILABLE** Dining Table, Bench



**RABANNE 2-TIER CHANDELIER**  
**OVERALL** DIA 25 x H27 **BOT** DIA 19  
**CANOPY** DIA 6 x H4.5 **CHAIN** L72  
**FINISH** Gold Armour/Lucite®



**ABERDEEN CHANDELIER**  
**OVERALL** DIA 27 x H30 **TOP** DIA 27 x H10  
**MID** DIA 19 x H10 **BOT** DIA 11 x H10 **CHAIN** L72  
**FINISH** Aged Brass/Clear Lucite®



**PORT MERION DRUM CHANDELIER**  
**LARGE OVERALL** DIA 26 x H18.5 **BODY** H17  
**CHAIN** L72  
**FINISH** Antiqued Gold



**SABRINA CHANDELIER**  
**DRUM** DIA 28.5 x H13 **CANOPY** DIA 6.5 x H4.5  
**DRUM ONLY** H15 **CHAIN** L72  
**FINISH** Gold Armour/Lucite®



**PARIS LANTERN**  
**OVERALL** W16.5 x D16.5 x H25 **CHAIN** L72  
**FINISH** Dirty Gold/Ivory Bone (shown);  
 Dirty Silver/Urchin Bone



**HERA CHANDELIER**  
**OVERALL** W23 x D22 x H29.5 (to where chain begins)  
**FINISH** Aged Brass





#### BREMEN CHANDELIER

OVERALL W20 x D20 x H23 CHAIN L72

FINISH White Smooth Gesso/Finished Aged Brass



#### HANOVER CHANDELIER

OVERALL W20 x D20 x H22 CHAIN L72

FINISH Urchin/Antiqued Silver (shown);  
Ivory Bone/Antiqued Brass; Aged Mirror/Dirty Gold



#### FINLEY CHANDELIER

OVERALL DIA 25.5 x H11.75 (to where chain begins)

FINISH Painted Gesso



#### LEO CHANDELIER

OVERALL DIA 17.5 x H8 (to where chain begins)

FINISH Carrara Marble Shade with Aged Brass Cap and Chain



#### GALAXY CHANDELIER

OVERALL DIA 26 x H27 CHAIN L72

FINISH Antiqued Brass/Bone (shown);  
Antiqued Brass/Antiqued Mirror



#### GLOBE CHANDELIER

OVERALL DIA 19 x H30 CHAIN L72

FINISH White Smooth Gesso



#### ODESSA CHANDELIER

DOME DIA 25.5 x H8.5 LARGE ELONGATED DIA 10.75 x H29.5  
SMALL ELONGATED DIA 11.5 x H21.5 (all to start of chain)

FINISH Painted Gesso





#### OPHILIA CEILING FIXTURE

OVERALL DIA 23.5 x H34.25

FINISH Burnished Brass GLOBES Opaque Glass



#### DEMETER CEILING FIXTURE

OVERALL DIA 26.5 x H17.25

MOUNT FINISH Black Marble BODY Mid-Century Black  
ACCENT Hammered Burnished Brass GLOBES Opaque Glass



#### TEEL CEILING FIXTURE

OVERALL DIA 17.75 x H53

PENDANTS DIA 5 x H24.5/H19.75/H16.25

BODY FINISH Burnished Brass PENDANTS Honed Carrara Marble and Glass

PORT MERION CHANDELIER  
SKYLAR FLOOR LAMP  
RICHARD MIRROR  
BANBURY SOFA  
CHELSEA LOUNGE CHAIR  
LANCASTER COFFEE TABLE  
PRADES SOFA TABLE





## MIRRORS

---

What is a true reflection? Mirrors allow us to ponder our soul, look at our inner selves, see beyond what's on the surface, not just so we can fix our hair.

—Mr Brown




LOMBARDI MIRROR  
ROCCA TABLE LAMP  
GRAMERCY LOW CABINET





**BARNABUS MIRROR**  
**OVERALL** W34 x D2 x H56  
**MIRROR INSERT** W24 x H34.5  
**FINISH** Hepworth White



**LANCE MIRROR**  
**OVERALL** W28 x D2 x H41 **FRAME** W4  
**FINISH** Smooth White Gesso  
**ALSO AVAILABLE** Cabinet, Bedside



**RICHARD MIRROR**  
**OVERALL** W43.5 x D2 x H59  
**FINISH** Honed Carrara Marble (shown);  
 Black Limed Ash  
**DETAIL** Finished Aged Brass



**SUSSEX MIRROR**  
**OVERALL** W25.5 x D1.75 x H33.5  
**MIRROR INSERT** W18 x H23.5  
**FINISH** Black Grained Ash (shown);  
 White Smooth Gesso  
**DETAIL** Finished Aged Brass



**ST TROPEZ MIRROR**  
**OVERALL** W32 x D2 x H48 **MIRROR INSERT** W26 x H42  
**FINISH** Rustic Grey Pine; White Rustic Pine (shown);  
 White Smooth Gesso  
**ALSO AVAILABLE** Canopy and Standard Beds,  
 Benches, Chair




**FRANCESCA MIRROR**  
**OVERALL** W32 x D1.5 x H48  
**FINISH** Forged Kings Gold



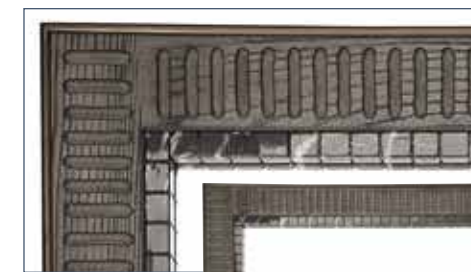
**CHELSEA MIRROR**  
**OVERALL** W32 x D1.5 x H48  
**FINISH** Antiqued Brass



**YORK MIRROR**  
**OVERALL** W23.75 x D1.25 x H31.5  
**FINISH** Natural Dark Oak



**SIMON MIRROR**  
**OVERALL** W30 x D1.25 x H59 **MIRROR INSERT** W19 x H47 **FRAME** W3  
**FINISH** Natural Dark Oak with Antique Rattan **MIRROR** Plain  
**NOTE** Hangs horizontally or vertically



**CREMA RECTANGULAR MIRROR**  
**OVERALL** W35.75 x D2 x H48  
**FRAME** Black Grained Ash  
**ALSO AVAILABLE** Chest of Drawers



**LOMBARDI MIRROR - SMALL**  
**OVERALL** W32 x D1 x H48 **BORDER** W2  
**MIRROR** Plain Panels/Aged Mirror Trim  
**ACCENT** Aztec Gold



**MEKONG MIRROR - SMALL**  
**OVERALL** W36 x D1 x H48 **FRAME** W4  
**FRAME** Cast Silver Leaf and Aluminium Silver;  
 Cast Gold and Aluminium Gold (shown)



**LOMBARDI MIRROR - LARGE**  
**OVERALL** W36 x D1.5 x H72 **BORDER** W3  
**MIRROR** Plain Panels/Aged Mirror Trim  
**ACCENT** Aztec Gold



**MEKONG MIRROR - LARGE**  
**OVERALL** W24 x D1 x H80 **FRAME** W4  
**FRAME** Cast Silver Leaf and Aluminium Silver (shown);  
 Cast Gold and Aluminium Gold




**BUFFET MIRROR**  
**SMALL: OVERALL** W26 x D2 x H40  
**LARGE: OVERALL** W36 X D2 X H56  
**FINISH** Polished Brass



**WHITEHAVEN MIRROR**  
**SMALL: OVERALL** DIA 36 x D1.25 **MIRROR INSERT** DIA 33  
**LARGE: OVERALL** DIA 48 x D1.25 **MIRROR INSERT** DIA 45  
**FINISH** Hammered Aurelius Gold **MIRROR** Plain



**ALBANINNI MIRROR**  
**OVERALL** DIA 21 x D1.75 **FRAME** W4  
**FINISH** Stamped Brass **MIRROR** Convex  
**ALSO AVAILABLE** Canopy and Standard Beds,  
 Nesting Tables, Table Lamp



**FIONA MIRROR**  
**OVERALL** W40.5 x D1.5 x H40.5  
**FINISH** Aged Gold **NOTE** Hangs horizontally or vertically



**FRANCO MIRROR**  
**OVERALL** W36 x D4.5 x H40  
**FINISH** Brass **MIRROR** Plain  
**ALSO AVAILABLE** Side Tables

BACK COVER:  
 SUSSEX MIRROR  
 EDWARD TABLE LAMP  
 CAMBRIDGE BED  
 MERCER BENCH  
 CAMBRIDGE BEDSIDE





# MR. BROWN

## L O N D O N

HIGH POINT | 336.886.2400 | [sales@mrbrownlondon.com](mailto:sales@mrbrownlondon.com)

